

A high-angle photograph of a river with a group of kayakers. The kayakers are in the lower half of the frame, arranged in a loose circle. They are wearing colorful gear and have their arms raised in celebration. The kayakers are in various colored kayaks, including yellow, orange, red, and blue. The river is a greenish-brown color. The background is a steep, rocky bank covered in dense green and brown vegetation. A large rock formation is visible on the left side of the river. The sky is not visible.

UCCC Newsletter Feb. 2015



Published by the University of Canterbury Canoe Club.

C/-UCSA

PO BOX 31311

Christchurch, NZ

uccc.org.nz

Editor: Amy Mannering

Contributors: Will Hand, Joseph Jury, Owain John, Sam Metcalfe, Andrew Yates, James McKay, Aotearoa

Landscapes Photography, Phil Clunies-Ross, Mark

Houwens, Emah Woods, Emma Woods, Ashleigh Macdonald

+ other current UCCC members.

Front Cover: Another day on the hurunui, Andrew J Yates, Aotearoa Landscapes Photography.

Back Cover: Mangatini Falls thunders into the Ngakawau River, Andrew J Yates, Aotearoa Landscapes Photography.

Editors Column:

Life with UCCC is good.

Welcome; to both new and old(er) members as we review the 2014 year and glimpse ahead to the adventures 2015 may bring. How much fun we are all going to have! I look forward to more practice getting in and out of a boat (its tough for some...), club trips, fantastic scenery, white water and most importantly spending more time with an awesome bunch of happy people. Bring it on!

Enjoy- and thanks to all those that helped out,

Amy

CONTENTS:

What is the UCCC 3

Making the most of the UCCC 3

Canoe Polo 4

Z2H - being a beginner in UCCC 6

Social Life 7

Hollyford Holiday Hoedown 8

UCCC + Waiau 11

Rip-out-poster for your 2015 flat 13

Environment Update 14

Whitewater week 2014 15

UCCC girls hit the Hurunui 18

New gear!!! 20

Selection of fun 21



Welcome to the club! This will be short and sweet as I am writing this off my phone.

This is one of the most exciting and active clubs UC has to offer and I had the privilege of leading the charge last year leading to one of my most exciting and memorable years.

What we offer is a chance to get into white water paddling! Sounds intense? Well it is, just check out the photos in this magazine. But don't worry, not all of us are like our current captain, Jo (aka the moose) who have been paddling since they were 2. This club is primarily focused on teaching COMPLETE beginners and nurturing them into competent white water boaters. So if you have never paddled or even held a paddle before it doesn't matter, we will teach you. All that is required is a positive attitude, a willingness to learn and a willingness to drink goon.



Last year the commitment of the club members and the activeness of the club lead to one of the clubs most successful years, taking out two awards at the UC's supreme club awards, the green award (conservation) and best sports club. To give you an idea of the number of trips here is a quick overview of the main ones: three beginner courses (zzh), white water week, Hollyford, spoon fest, Citroen, Buller fest, over night trip on the Waiau and canoe polo tournaments. And in between these there were surf sessions, river trips every weekend and beginner rolling sessions weekly. And not to mention the epic (they really are) parties we host throughout the year!

So if you're new to UC, or to the country or just feeling adventurous this is the club for you. It provides the opportunity to see the country from a new and exciting perspective and to meet a whole new group of friends.

Hope to see you on the water!
Love from your previous captain,
Will Hand

Making the most of the UCCC

Just joined the UCCC? You're well on your way to becoming a kick ass kayaker, full time partier, above average boater, goon consumer, or all of the above. There are however a bunch of things which can make it easier to get the most out of the club and have an epic year!

- Check your emails. We will send out sign up forms for trips and it is first in first serve most of the time so being quick helps!
- Get active on the facebook page. Let people know you're keen. If there are no trips happening then organise one. There will always be other people keen to paddle and leaders keen to help!
- Get involved. Try to get along to as many trips, parties, meetings, etc. as possible. A club like this can often seem intimidating if you're a new but when it comes down to it everyone in the club is here to kayak , party, adventure and have a good time!
- Get excited! The UCCC throws some of the craziest parties, goes kayaking in some of the most epic places and contains some of the coolest people! So get out there...or as we sometimes like to say "Get in there boi!"

Love from your current captain,
Joseph Jury



Well, last year's canoe polo season was a huge success with 3 teams in the first term and 5 in the spring entering the local polo competition. We proudly made up perhaps half of the competition! Not to worry, polo is fast becoming more and more popular as people realise how much fun it is and also how good it is for practising skills such as rolling

Canoe Polo

Lucky for the fellas, girls seem to be taking more of an interest in canoe polo lately.

This is doubly-good as it both keeps them in shape while also meaning that we get the chance to talk to some on the side-lines.



No idea who this is but I'm gonna take a safe guess and say Jenny Choochoo

Generally our teams ("Wet Dreams", "Anti-Pro", "UNiversally feared", "Now UCCC me, now you don't", "Japanese Kamikaze Crew") do well- when we make it to the games on time (with a full team) but due to these values not being in UCCC spirit we had mixed results this season.



The lads enjoying the sun



Polo is attracting record numbers of good-looking girls

Other than that, since we didn't quite make it to the real podium we had to improvise and stage our own prize-giving. We were on a tight budget so materials were limited. Happy to say that the one broken (but duct-taped) trophy went to the spring season's "Most Valuable Player" – Alastair Smith. Well done. Runner's up went to Will Hand and Ed Radcliff respectively



If you look really closely, there is a golden trophy firmly held in canoe polo legend, Alastair Smith's, right hand

Alastair was a bit overwhelmed by the media's attention pushing the paparazzi away. As a result of Alastair declining to comment in depth about the sport, this led to a poor journalist becoming confused. She wrote a public article expressing how canoe polo is simultaneously played on both a court and a river, but with no mention of a lake. Full article can be found here:

<http://dh.canterbury.ac.nz/the-record/2013/10/06/xxxx/>



Alastair saluting the media

Looking forward to this upcoming year, it's set to be a good one. Contact Alec Dempster if you want to get involved.

Love from
your polo
officer,

Owain John

Owain always
looking good



Supporting faffers:

Rivers know this: there is no hurry. We shall get there some day.

A. A. Milne, Pooh's Little Instruction Book



When you put your hand in a flowing stream, you touch the last that has gone before and the first of what is still to come.

Leonardo DaVinci

UCCC clean up club awards:



Check it out...

- President Tim Grunshaw's fabulous Hollyford Hoedown 2013 edit: <https://vimeo.com/75956140>
- <https://www.youtube.com/watch?v=CwpWl9WnO0Y>
- <https://vimeo.com/117882970>

Written by Sam Metcalfe

-being a beginner in UCCC

I joined the UCCC at the beginning of 2013. It was on a bit of whim to be honest.

I was walking around the stands on clubs day when a guy wearing a kayak came up and started talking to me about some of the trips the club runs, the social events and so on. It sounded cool, it was cheap, and with the UCCC house party coming up there was the opportunity to drink my membership money back. So, I signed up!

I later got the email for first trip of the year - the infamous Zero to Hero. A 2 day weekend at the mighty Hurunui river where beginners can get their first taste of whitewater kayaking whilst being taught by experienced paddlers. I was so keen!

I then got a email back... I didn't get in. Word of warning for newbies, the trips (especially Z2H's) can be super popular - so definitely get in quick. Luckily due to high demand another trip was organised for a few weeks later and I managed to score a place on that.

So, in early April I found myself at the first pool session where we spent a few hours with the instructors, getting taught some of the basics. So we went through the motions of being barrel rolled, T-rescued and just being in a boat. We played some games after, and a few days later had a lake session in flat water.

Then the following weekend we hit the river. We scored some good weather in the mid 20s with blue skies and no wind. There were around 30 of us and like me, most of the others had done little

or no kayaking before. Luckily the Hurunui is a Grade 2 river, which means it is pretty mellow (though still exciting!). We split up into smaller groups with two instructors and five beginners. The instructors took us down, and we paddled away practicing eddy turns and surfing waves as we went with the occasional rescue when someone tipped. Everyone finished the day with a lot more confidence and full of stoke.

Further up the road is Lake Sumner where there is a big campsite nestled in the mountains next to the lake. Tents were set up and festivities commenced as kegs were bought out and the campfire was started. For most of us the night became a bit of a blur - a mixture of goon slapping, keg stands, music, nudity, midnight swims, stuff your mum wouldn't be proud of and other antics.

The next day was similar but with a sore heads all around however there was a definite improvement in paddling abilities all around. Some of the more confident members with good rolls paddled the gully (Grade 3) at the end of the day for a bit more excitement before we left.

I had an awesome weekend away, and I highly recommend the trip especially to those just starting out. It was a sweet way to see some pretty spectacular scenery, party, meet people and make friends. Most importantly it's a really good way to learn some river skills you can take out on the many future trips UCCC have later on in the year. I feel like I learnt a lot about kayaking, and most importantly never to ask Ed Radcliffe for the time - seriously you don't want to know!



Here's a brief list of all the events that happened this year!

UCCC VS CUSSC BUS TRIP
NEW MEMBERS BBQ
MID TERM PARTIES (CUSSC INCLUDED)
END-OF-TERM BBQ
SUMMER PARTY

Big thanks to the DJ academy who got on board with our parties providing (for free!) lights, smoke machine, handsome DJ's, free alcohol, great vibes. We even won this competition!



We continued our massive reputation this year of hosting the wildest house parties which is set to continue into next year. Nudity is almost guaranteed as is good company and yarns.

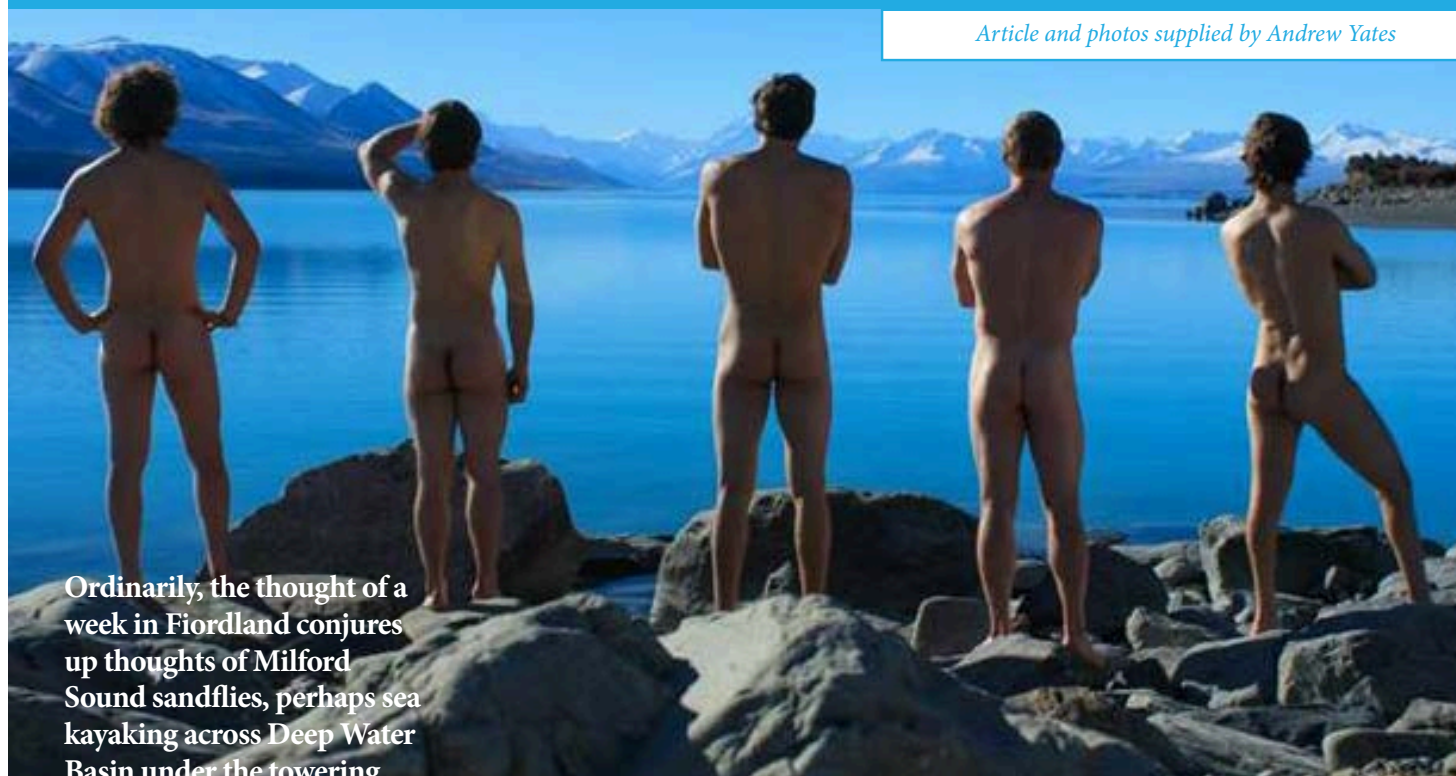
Just ask any previous members about the UCCC parties and you'll be convinced!!

**Thanks for a great year,
 Your social captain Owain John**



Hollyford Holiday Hoedown

Article and photos supplied by Andrew Yates



Ordinarily, the thought of a week in Fiordland conjures up thoughts of Milford Sound sandflies, perhaps sea kayaking across Deep Water Basin under the towering Mitre Peak, classy cheese and wine and tourists. We saw no such thing.

Instead thunderstorms, driving rain avalanches and flooded rivers formed the backbone of our journey. Sound epic? It was.

The pilgrimage of the UCCC (you-triple-see) kayakers down to the depths of south-western Te Waipounamu has become an annual excursion riddled with epic tales, tall stories and ruined bodies. The legends of a trip which swallows cars by the handful are true, indeed on only the second Hollyford Holiday Hoedown, three cars succumbed to a tragic end, the combined burden of wet gear, heavy kayaks and a weeks' worth of food. Two cars met the same fate only one year earlier.

Now-a-days the folk of the UCCC are somewhat wiser, rental companies take on the risk of wear and tear.

2013's Hollyford Holiday Hoedown saw 15 kayakers traverse 11 sections of 5 different rivers.

After much faffing, we set off to Queenstown to jump on the Citroen section of the Kawerau River, a great thrill to set the



Now-a-days the folk of the UCCC are somewhat wiser, rental companies take on the risk of wear and tear.

wheels in motion for what was sure to be an adventure of a lifetime! One swimmer and a busted ankle later we flew through Ferg's for a famous burger-stop and continued on to the ever-spectacular Moke Lake which proved to be a perfect camp site with many wide eyes amazed at how much beauty and variety was on offer in NZ.

A sunny trip down the Dog Leg section of the Kawerau was a great way to kick start the trip for the beginners, with most experiencing the pleasures of a surf on the famed 'Do-Little, Do-Nothing' waves. Tim Grunshaw, Will Hand and Jo Jury





closed out day two conquering the mighty Nevis Bluff rapid at a pushy 140cu. We continued south heading into the Mavora Lakes, the area doomed with a prospective future of monorails and scores more tourists.

Onwards and upwards with more on-river fun, this time on the Mararoa River which drains the southern Mavora Lake. We enjoyed the scenic gorges and remote wilderness feel with a relaxed day of whitewater. We stocked up with fuel and food in Te Anau and headed to the historic Gunn's Camp on the banks of the Hollyford River. The rain began as we entered Fiordland and didn't relent for the next 24 hours. Excitement was high; the anticipation of high water creeking was thick in the already musty air.

Early the next morning we set off to Milford Sound knowing we wanted to get on the rarely paddled Arthur River and, though not feeling confident, we found the permit issuer and secured our de-didymo kits! It was all on. We cleaned boats in the driving rain, thunder echoing through the valleys. The towering Bowen Falls thundered as we paddled across Deep Water Basin, a 30 minute paddle preceding the hour long hike up the last section of the Milford Track for a somewhat unknown class four/five run. We arrived at the top of the run, the rain still unrelenting and put in onto a now flowing lake. Three hours later we had seen a dead stag, it's 12+ point antlers straining an otherwise clean drop, probed a house sized hole (two swimmers later) and paddled amongst some of

New Zealand's premier whitewater, waterfalls pouring into the river, the river valley inescapable even to Spiderman himself. Contact Rosco's Seak Kayaking in Milford Sound for a permit. All of this near the end of day four, and still no sand flies!

Back on the horse, the following day we hiked in glorious sunshine up the Tutoko River, uncertain if we could, or even would, find the put in:



"walk for between 50 to 70 minutes. You are looking for a stream crossing with mostly clean boulders in the bed, (instead of moss and slime) and possibly a rock cairn just before the stream (I built one there once). Take a punt if you are new to the game and bash down this (approx 35 mins) to the main river."





that everyone eddied out and, with wide eyes, we portaged the deadly strainer. Stoked I got to use my “massive wood” hand signal (imagine what it could be), we carried on an otherwise exhilarating run. This section, while only short, rates as one of my most enjoyable sections of continuous, challenging, read-and-run in the Hollyford region. Get there and lap it up!



All of this was a warm up for the final challenging day. I had flagged the Marian Creek section of the Hollyford as a ‘must-run’ for the trip. After a quick bomb down a low Falls Creek, Tim, Will, Jo and I set off into the unknown. With a gradient of over 40m/km, three gorges and dense Fiordland bush separating us from the (dirt) road where even contacting help was at least three hours away, we knew this was pure NZ adventure boating at its best.

Fortunately, with these decidedly vague instructions, we arrived at the bottom of a heinously steep looking rapid. Perfect. The next few hours was filled with boulder gardens, more inescapably steep valley walls and an unheard of royal blue sky, all surrounded by brilliant white snowy peaks. We were in paradise. And if this wasn't paradise, we were dreaming. This was to be our biggest day with a hustled trip back to Gunn's Camp halted by several large avalanches (all away from the road), a truly spectacular sight that will stay with me for years to come. We arrived at camp and rallied within 15 minutes to do a reduced Gunn's Camp section on the Hollyford with our beginners. With minimal daylight to spare we finished the Gunn's Camp section which wraps up at the start of the Moraine Creek section. Knowing we had a solid crew, less than a kilometre of whitewater and a run I somewhat vaguely remembered, we bombed on down. Eagerly I probed each rapid, enormous boulders obscuring my view; I hopped eddy to eddy, signalling the upstream crew with a solid thumbs up each time. Mid-way through and my memory growing stronger, I dropped down just one eddy further. Wood. Massive wood. River wide. Shit. I scrambled for the eddy, my heart in my mouth, knowing if I blew this move, it was curtains. A huge effort and much sustained concentration I caught the last chance eddy, big enough for only one boat. Next, my attention moved to the rest of the crew, straight on my whistle I was out of my boat with a bag, clearing the eddy for the person hot on my tail. Luckily we had spread ourselves enough

Some amazing pool drop rapids provided a warm up until we were in the thick of the gorge. Rapids which seemed good to go occasionally ended in false leads, most were so steep they had to be run in parts; scouting from a boat was, in places, the only options as enormous boulder prohibited views much more than 20m at a time and some classic West Coast creeking was enjoyed by all. After three hours of plush green waters, pools in every shade of blue and green imaginable and some horrendous strainers, not to mention the abundance of perfect whitewater, we were clear of the first gorge. Exhausted from several days of kayaking, travel, sickness and some pretty bad banter, we called it a day there, knowing much of the second and third gorges was steeper and involved more difficult portages. And what a great decision that was, our shuttle driver had fallen asleep in the sun and came tearing past not long after we emerged from the bush. Great timing.

The rest of the trip is a blur of spectacular scenery, naked swims in pristine lakes, Captain Morgan's spiced gold rum, Queenstown's Fergs and getting the trailer up on one wheel while four wheel driving. Eeeek. There, you thought we were well behaved students up until now didn't you?!



For a more visual account, check out Tim Grunshaw's edit of the trip here at:

<https://vimeo.com/75956140>



U C C C + W A I A U



The Waiau is often said to be a Canterbury classic. So for last year's multiday club trip we opted for this local run, and we were not disappointed.

With less than ten days notice we amassed a crew of 16, which grew rapidly at the last minute. Not having to commit to a heli or accommodation in advance, it was great to be able to fill the trip up like this. With two absolute beast-like 4WD's, and no trailers involved, we managed to get all of us to the side of the river in one trip. Leaving Christchurch at 6am got us there around late morning. After some lunch we waived our two drivers goodbye and put on in midday sun and blue skies. Having two people drive the cars out, leaving one in Hamner, and head back to Christchurch meant we weren't left with a lengthy shuttle to do on Sunday night.



passed quickly though, with several "beach parties", and an excursion from the river to go for a refreshing dip in lake Guyon. The Thigh Master made regular appearances on the riverbank, it turns out avoiding the word "mine" is harder than you may think.

The good thing about the Waiau is that once it starts, it's fairly continuous. The first little gorge signals this start, and from there on it's fun boogie and a couple of little gorges all the way to Pool hut, our choice of accommodation for the night. The boulder gardens are fantastic; with plenty of surf waves around they just keep going while the volume of the river continues to pick up.

Before long 16 of the UCCC's finest were walking up the hill towards the hut. Being a Saturday night, you can't expect to have the place to yourself, so I'm sure the couple that had earlier arrived on bikes for a quiet evening in the



wilderness would have understood. Two of the American gentleman with us showed us how to party, before sleep caught up with them while the sun was still up. Costumes came out; some more shocking than others, and a typical evening of banter around the campfire was had.

After a bit of sleep in we got up for another glorious Canterbury spring day. From Pool hut it's a short paddle to warm up for the last notable rapid. After a true club trip style descent of the "narrows" (only 2 swimmers!) we were soon destroying the remains of our food in the sun before making the paddle out.

Even this last section is full of cool little waves to keep things interesting until the take out.



The Waiau is a great intermediate run and I highly recommend it to anyone for a first multiday trip. Find a 4WD, or a good attitude about walking over Mailing pass, make sure there is enough water around (spring time is best, I have heard it's great fun in the snow too though...) and get in there!

Love all the way from London,
James McKay





Environment Update

Welcome to UCCC and get prepared to have your mind blown by the scenery that Aoteroa/New Zealand has to offer!

Kayakers', canoeists, rafters and river users are generally pretty proud of our environment. During our adventures we often access some of the most untouched, remote and spectacular parts of our little country. Combine this kind of holistic experience with ridiculous, frothing rapids and you make a sport/lifestyle that is the ultimate.

Unfortunately, our rivers in New Zealand are vulnerable. Yea, they are typically pristine in the upper catchments. However, many of our waterways are severely degraded once they pass through urban and pastoral areas. Us kayakers see more than anyone else. So let's be respectful and keep a watchful eye on the environment as we do our thing.

So what can we do to keep New Zealand "Clean and Green"?

- ♣ Please don't litter! Take your rubbish with you and dispose of properly.
- ♣ Try not to smash up the bush (too much). I know, it's hard when you're lugging around a 20 kg piece of plastic but don't smoosh too many ferns etc.
- ♣ Wash your boats and gear with a good squirt of detergent before you go to another river. In New Zealand we have this horrible little exotic sludgy algae called Didymo. It looks like shit and is problematic for many reasons so let's not spread it around. Check out <http://www.biosecurity.govt.nz/pests/didymo> for more info.
- ♣ If you see someone polluting or have terrible farming practices, make a complaint as soon as possible to your local council. Or tell me. Examples include:
 - Grazing stock (cows and sheep) in rivers or streams
 - Dumping of rubbish
 - Discharges of effluent, oil or anything else that is likely to impact water quality
 - I would also encourage you to report significant erosion events (like landslides) and algal blooms if you see them.

A few facts:

- ♣ Our sheep and beef industry and 6.6 million dairy cattle put a huge strain on our land and ultimately result in massive loss of nutrients (fertilisers and big old poo's contain nitrates and phosphates) and bacteria into waterways.
- ♣ Our urban waterways are also often contaminated with bacteria, trace metals and organic contaminants. This is especially the case in Christchurch after the big earthquake. Be careful swimming in town!

Make do with those what you want people. Just be a bit careful and don't drink the water unless you're in the untouched West Coast. If you want to get involved on the conservation front, then come and see me and I'll try and find you a job. Also, if you want to check the quality of your river before your journey then the best place to head is www.lawa.org.nz.

That's all for now. Take care and enjoy! You dirtbags.

Love from your conservation officer,
Phil (thee) Clunies-Ross



Whitewater week (WWW) 2014

Whitewater week is an annual trip to NZ's kayaking capital, Murchison. This trip is designed to progress the beginners from the previous years and any other keen beans that want to get on some quality grade 3 whitewater (best pronounced 'Hwhite Hwater'. Think of mocking a hill-billy).



Figure 1: 99% of the 2014 crew

So, Hwhite Hwater week is the biggest trip on the UCCC calendar in terms of both numbers of paddlers and time spent away. With about 50 paddlers, including an outstanding number of the club's finest female paddlers, 2014 was no different. In true UCCC fashion there was a lot of mincing and faffing to start us off. This was without a doubt due to the presence of UCCC's notorious faffing mincer* Benny Boy Huge-As (everyone was lucky enough to find out later in the week why he is called 'Huge-As').

It would be rude to drive to Murchison and not stop at Maruia Falls on the way.

Here at UCCC we don't like to be rude, so we stopped. Maruia Falls is a spectacularly clean waterfall that is sure to create some new profile pictures. Anyone with some sizeable gonads and a decent roll can go off here and have a sweet time. Your club captain Joseph Jury went over it in his usual styly and no fuss fashion. I decided that I invented the MH Boof (a.k.a the Backbreaker), which is pulling the boat's nose up so far off the lip that you land beyond flat and risk some spinal compression. Lucky I have a few inches to spare... Another club veteran Owain John got his pencil on and had some pretty sweet lines plugging the sh*t out of the falls and coming up clean.



Figure 2: Your captain Jo on Maruia Falls

Once in Murchison we paddled all the classics on the Buller and Matakita rivers. We even got all the beginners down a pretty big Grade 3 rapid called 'Earthquake' with minimal carnage.



Some gun-ho beginners also managed a lap down the Granity rapid, which is a pretty technical Grade 3 rapid that has drawn some blood in previous years.



Figure 3: Big-dog beginner Sytse on Granity Rapid

Overall, the nights were starry, the scenery magnificent, company exquisite and flows primo. Most nights were a very civilised wine and dine with great chat around a crackling fire. At least that's how I chose to remember it. The last night of the trip is always one to try and remember. A big party rages next to an even bigger bonfire (we proudly got the fire brigade to our party the year before). Everyone gets dressed up and then pretty quickly dressed down. From what I've been told we started pretty hard and fast and did our traditional nude run through the Murchison township and an early record 8:30pm (I swear it was like midnight). Yes this is UCCC at its finest with all da drunken boys and girls stripping off their kit for a nude run. Jo and I passed out pretty shortly after but

ended up being the last men standing in the early hours of the morning as we had some sort of unknown naked ceremony with raft paddles.

I shall leave the rest of the trip up to everyone's imagination. Get pumped for this year's WWW and see ya'll there! Oh and then I found 20 bucks (now my story is good).

**Brought to you with love from your
deputy captain,
Mark Houwers**

PS: Check out the 'White Water Week 2014' album on the UCCC Facebook page for more rad pics.



Figure 4: First in charge Joseph Jury's model shot (cos I know he'll hate it but the ladies will love it). P.S. He has 8 abs.

White Water Week! G2 - G3+

Can't get enough kayaking?



How about a
solid week in
Murchison, NZ's
kayaking capital!

Join us in Easter for kayaking, partying and general
all-round good times

Hollyford G3+

An epic week long mission through
Queenstown, Mavora Lakes &
Fiordland (~Term 3)



Get satched!



UCCC girls hit the Hurunui

When I first began kayaking with UCCC in 2010 I was lucky enough to be taught by the legendary ladies, KT and Kim. I also have fond memories of freezing my nipples off with Dulkara and Mon on the Ashley River throughout the winter months. However, these times were rare and I was most often sandwiched in between large shoulders, farts and Yates' terrible jokes for the duration of our kayaking trips. Though there were a steady stream of girls enticed on to Brunner and White Water Week by rippling muscles and cheeky smiles, they were more often than not, frightened away, for some odd reason. I can't imagine why.



Life with UCCC was wonderful, but chaotic. I did heaps of kayaking and absolutely loved every moment of it. I also cut half my hair off and was known as 'Feral Fiona' for a while. Thankfully, the faint smell of roses and change was in the wind. Over the past four years, the number of female paddlers within the club has slowly grown and culminated in the UCCC Girls Trip of 2014. It was absolutely wonderful, one of my favourite weekends of the year.

It began early on Saturday the 18th of October. With squeals of delight and hugs all round, the 15 of us loaded the trailer bound for the Hurunui River. Even with a pie stop, we promptly arrived at the Jollybrook put in and sat down to chat about the day ahead. Most of us were friends, though funnily enough not from kayaking. It soon came out from a number of lovely lips, that kayaking really scared them. They had tried it before, but couldn't quite get the feel for it.

We moved to the river, led by Ash, KT, Robyn, Nicole, Ellie and I. We took our time in Jollybrook. I think we stopped for lunch. I remember some dubious

complaints, something to do with rain and not wanting to go kayaking. Those were squashed without remorse and down the river we went. I don't remember much, except for heaps of fun, smiles for Africa, remarkably dry heads and a successful first mission. Even Natalie, prone to screaming, was loving it and on the right road to falling for the river. Girls only Gully runs topped off the day, our giggles echoing off the rock walls, and to Lake Taylor we headed.

An exquisite pot luck dinner was assembled, champagne was drunk and nobody thought to build a fire.



Sunday morning was a little damp and people were a little cold. Enthusiasm kicked in however and we were on our way! We started at South Branch this time. We paddled all day. It was awesome. More Gully runs. Ellen nailed it. Many happy girls exited the Hurunui that day.

As my kayaking has improved and I've moved on to teaching within UCCC, I have especially enjoyed teaching girls. I find a little bit of extra time and encouragement will go a long way. I often experience mild terror on the river and though I know I can cope with it, girls with less experience on the water find it harder. I understand because I cry on the ski field nearly every time I venture further up into intermediate territory. No amount of "you've got this" or "just go down" will help me down the mountain, thank you Tim Riddell... I've taught a couple of nervous ladies on the river that have later helped me down the slopes in style.



We have an excellent crew of instructors, both male and female in UCCC. Enthusiastic new paddlers move through the club every year and the opportunities for beginners are growing. I think this trip should become an annual event. We love all of the guys that we paddle with, but a little bit of feminine time on the river can



build friendships and confidence that will increase the number of ladies paddling regularly. I even learned that I can back the kayak trailer!

Thank you ladies for a fantastic trip! I can't wait to paddle with you all again. Your progress was awesome and I love the enthusiasm on the UCCC Girls FB Page. Ideas have been in the mix for a ladies instructors or skills course at Murchison in 2015. I expect big things when I come back from Aus!

Love from Emma Woods



New gear!!!


If you have learnt to kayak with the UCCC over the past few years you may have noticed that our kayaks were becoming rather broken and increasingly unusable. Fear no longer! Last year UCCC received generous funding and have purchased 10 BRAND NEW Dagger RPM kayaks, 10 spray skirts and 10 paddles especially to learn with!

We want to say a massive THANK YOU to all of our funders, the University of Canterbury Students Association, The Southern Trust, Rotary Neighbourhood Project, Pub Charity, Canterbury City Council and Canterbury Kayaking for their contributions and also to the New Zealand Kayak School who generously donated an EXTRA BOAT, making our total 11 new boats!!



Without our funders support this project would not have been possible and UCCC would still be stuck in the dark ages. Look out Zero to Hero '15, UCCC are going to be looking super slick out there, and as we all know, looking good is the most important part of kayaking.

Bought to you by your funding officer Ashleigh Macdonald with kind help from:



ANSWERS: 1. Marco, 4. safety, 5. dagger, 6. bootie, 7. gearshed, 10. kayak, 11. Hurunui, 12. throwbag, 14. barrel roll, 15. murchison, 16. fatter, 19. boom, 20. sixtyseven, 21. eddy, 2. canoe, 3. paddle, 5. drytop, 6. birthdaysuit, 8. wakatuna, 9. hollyford, 13. rolling, 17. boof, 18. seal, 20. swimmer








Name: _____

Are you shuttle bunny?

Have more fun than those paddling by completing the crossword below!



yeah right.

Across

1. _ Polo.
4. Always put _ first, after looking good
5. Brand of new kayak in UCCC fleet
6. Consequence of swimming
7. Lost key or wide paddlocked open...
10. What you sit in while kayaking
11. Everybody's favourite river
12. Safety equipment
14. Rescue technique
15. Location of WWW
16. Ben Hughes
19. UCCC drink
20. Slappin' it since 19_.
21. A current of water running opposite to the main flow

Down

2. The C of UCCC stands for
3. Thing you hold while paddling
5. Cold? Buy a _.
6. Popular UCCC costume
8. Kayak of captain moose
9. Location for yearly UCCC trip south
13. Sessions held each week
17. Best kayaking sound
18. Eats penguins.
20. Human trout

Answers on page 20.



The Sun shines not on us but in us.
The Rivers flow not past, But through us.

- John Muir

